



**POMA** 1-phase  
50Hz

Submersible sump pumps

With a light fibre-reinforced plastic casing and head cover, the pump is abrasion and corrosion resistant, minimizing maintenance.

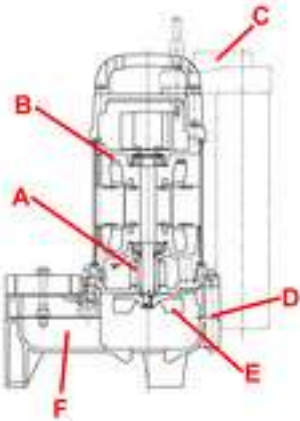




### Vortex Impeller

This impeller is used mainly to avoid clogging or wear by large or stringy solids in the water. It accelerates part of the water to great speed, and this speed is used to smoothly move all the water from inlet to outlet.

**Maximum solids passage is 35mm dia., no strainer is necessary.**



#### **A | Double mechanical shaft-seal in oil chamber**

Ensures maximum protection and long motor life.

#### **B | A thermostat protects the powerful 0,15kW motor from overheating**

#### **C | Integral float-type level unit**

Controls water level precisely and automatically, switching the pump on and off as level rises and falls.

#### **D | Fibre-reinforced plastic (FRP) casing and head cover**

The pump is abrasion and corrosion resistant, minimizing maintenance.


#### **E | Vortex impeller**

Eliminates blocking and binding. Made of FRP, it withstands long operation, with minimal abrasive wear.

#### **F | Maximum solids passage 35mm diameter**

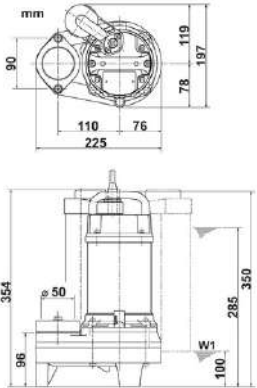
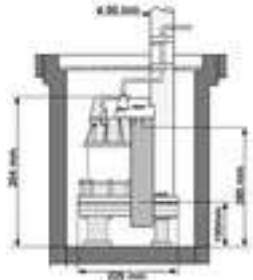
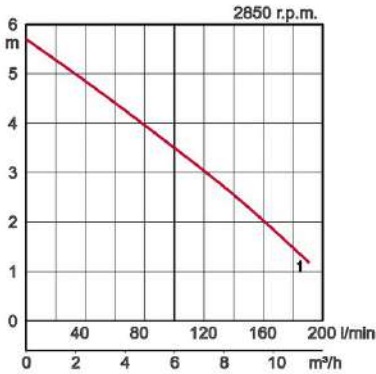
The largest among this class of pumps. No strainer is necessary.

Specifications:

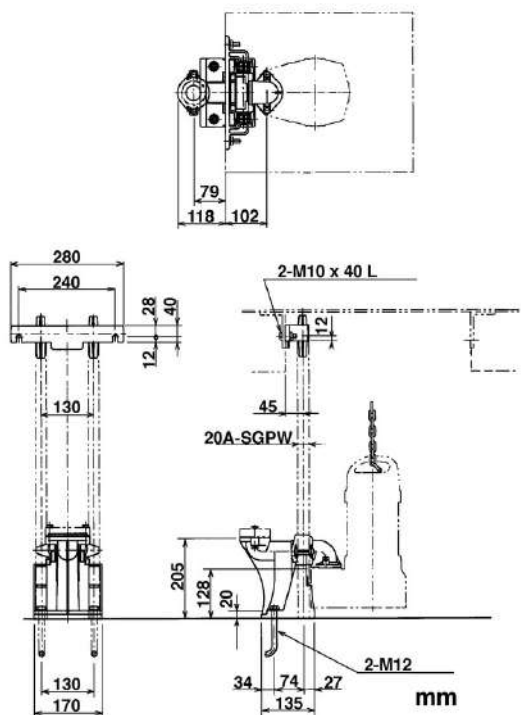
Model	Colour code curve	Bore mm	Power output kW	Phases	r.p.m.	Head max. m	Capacity max. l/min	Starting method	Dry weight kg without cable	Impeller passage mm
POMA	 1	50	0,15	1	2850	5,7	190	condensor	6,6	35



ø Discharge bore mm			50mm
Pumping Fluid	Type of Fluid		Domestic sewage
	Temperature		0-40°C
Pump	Compo- nents	Impeller	Vortex impeller
		Shaft Seal	Double mechanical seal
		Bearings	Shielded ball bearings
	Material	Impeller	Glass fibre reinforced plastic
		Upper casing	Glass fibre reinforced plastic
		Lower casing	Plastic
		Shaft Seal	Silicon carbide in oil bath
Motor	Type, Poles		Induction motor, 2 poles, IP68
	Motor Protector (built-in)		Circle thermal cut-out
	Phase / Voltage		Single phase 230V / 110V / 50Hz
	Insulation		Insulation class E
	Lubrication		Turbine oil (ISO VG32)
	Material	Casing	Stainless steel EN-X5CrNi18-10
		Shaft	Stainless steel EN-X6Cr13
Cable		Rubber, 10m H07RN-F	
Discharge Connection			Inside thread, flange



## Dimensions - guide rail fitting type in mm:



## Tsurumi (Europe) GmbH

Wahlerstr. 10  
D-40472 Düsseldorf  
Tel.: +49 (0)211-4179373  
Fax: +49 (0)211-417937-480  
Email: [sales@tsurumi.eu](mailto:sales@tsurumi.eu)  
[www.tsurumi.eu](http://www.tsurumi.eu)

We reserve the right to change specifications and designs herein for improvement without prior notice. Our pumps are for professional use only. In the event that Tsurumi (Europe) GmbH have, in exceptional cases taken over, a manufacturer's warranty, this entitles the enduser to assert remedy free of charge against Tsurumi (Europe) GmbH due to any defect to the product occurring during the guarantee period (see below), also then when the warranty claims against the seller do not or no longer exist. In the event of malfunction, which is attributable to the improper handling by the enduser, no guarantee claim shall arise. Further claims shall not result from the warranty, unless if something to the contrary has explicitly been determined. The decision as to whether remedy is effected by way of replacement or repair shall be at the choice of Tsurumi (Europe) GmbH. The claims shall be time barred after a period of three months after expiry of the guarantee period, however, not before expiry of the warranty period which is valid towards the seller. In the event of doubt, the warranty period shall correspond with the warranty period which is valid between the end-user and his seller.

sew-POWA-EN

