

STOP GLOBE VALVE ACID-PROOF TYPE ZSA250

CHARACTERISTIC:

Diameter	-	15 -100 mm;
Pressure	-	250 bar;
Temperature	-	up to 250°C for acids, bases and other aggressive media;
	-	up to 550°C for non-toxic media; (with PTFE sealing up to 200°C);
Medium	-	acids, liquors, water, steam and other non-toxic and non aggressive liquid and gas media, engine fuel.

VERSIONS:

type / ends / body material / disc and disc ring / drive type

Example: ZSA250 / --- / --- / ---

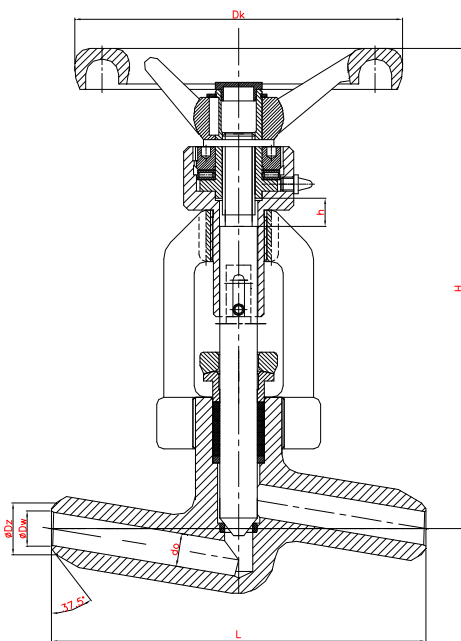
Example: ZSA250 / SW / L / ---

Type - body material	Sign	Ends	Sign	Disc and disc ring	Sign	Others	Sign
X6CrNi18-10 or GX5CrNi19-10	ZSA250	Standard - BW	---	Standard	---	-----	---
X2CrNiMo17-12-2 or GX5CrNiMo19-11-2	ZSB250	Socket weld	SW	Stellit	L		
		Flanged	K				

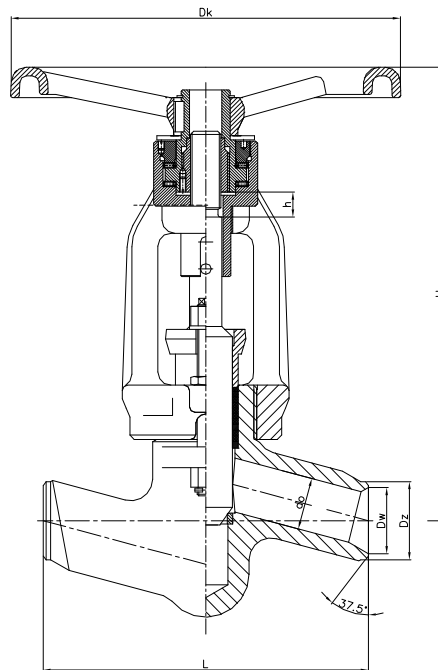
APPLICATION:

Stop globe valve (**ZSA250**) is designed to open and stop the flow. The valve is not supposed to be used as a regulating device. For regulation the version with throttling plug should be applied.

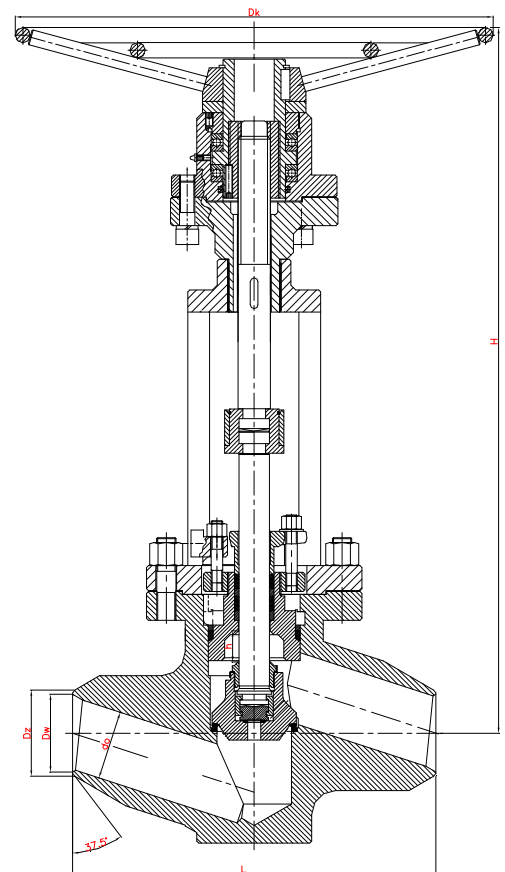
DN 10 ÷ 15



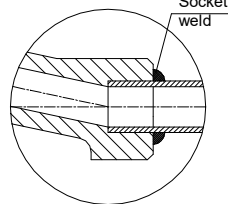
DN 20 ÷ 50



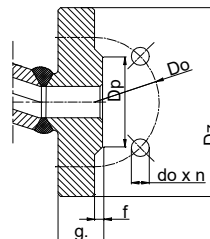
DN 65 ÷ 100



"SW"



"K"



KLINGER Portugal, Lda.

Via José Régio, 36

Centro Empresarial Vilar do Pinheiro

4485-860 Vila do Conde

T: +351 22 947 0910

E-mail: geral@klinger.pt

www.klinger.pt

MATERIALS:

Versions	ZSA250	ZSB250	ZSA250	ZSB250
Parts	DN 15 - 65		DN 80 - 125	
Body, bonnet	X6CrNiTi18-10 (1.4541)	X2CrNiMo17-12-2 (1.4404)	GX5CrNi19-10 (1.4308)	GX5CrNiMo19-11-2 (1.4408)
Disc	X6CrNiTi18-10 (1.4541)	X2CrNiMo17-12-2 (1.4404)	X6CrNiTi18-10 (1.4541)	X2CrNiMo17-12-2 (1.4404)
Stem	X6CrNiTi18-10 (1.4541)	X2CrNiMo17-12-2 (1.4404)	X6CrNiTi18-10 (1.4541)	X2CrNiMo17-12-2 (1.4404)
Packing rings, gasket	Grafit			
Wheel	Cast iron			

Special materials on request; modifications reserved.

DIMENSIONS:

Standard – Butt weld ends						H	h	Dk
DN	d	Dz	Dw	L	Weight			
10	10	20	12	160	2,90	205	12	140
15	14	22	16					
20	20	28	19,5	160	7,20	266	19	200
	18							
25	24	35	26,5	300	29,50	418	23	360
32	30	44	32,5					
40	38	50	38,5					
	36							
50	44	62	45	340	41,00	714	45	GNR 700
	42							
65	62	77	59,5	380	83,00	637	36	GNR 500
	56							
80	76	117	93	430	125,00	720	50	GNR 500
100	92	144	116,5					

Dimensions in mm; modifications reserved.

TECHNICAL DATA:

Body material	Medium	PN	Nominal working pressure at working temperature															
			20°C	100°C	150°C	200°C	250°C	300°C	350°C	400°C	450°C	480°C	500°C	510°C	520°C	530°C	540°C	550°C
X6CrNiTi18-10 (1.4541)	Aggressive media	250	250	248	233	221	211	-	-	-	-	-	-	-	-	-	-	-
		250	238	191	170	149	140	-	-	-	-	-	-	-	-	-	-	-
X6CrNiTi18-10 (1.4541)	Non Aggressive media	250	250	248	233	221	211	199	192	186	182	180	177	177	176	176	175	169
		250	238	191	170	149	140	131	122	113	104	98	95	-	-	-	-	-
X2CrNiMo17-12-2 (1.4404)	Aggressive media	250	250	250	244	232	229	-	-	-	-	-	-	-	-	-	-	-
		250	160	129	116	103	95	-	-	-	-	-	-	-	-	-	-	-
X2CrNiMo17-12-2 (1.4404)	Non Aggressive media	250	250	250	244	232	229	215	207	201	196	192	190	190	190	190	189	189
		250	250	202	182	161	149	137	131	125	121	120	119	-	-	-	-	-

MOUNTING AND OPERATING:

The valve can only be mounted and operated by skilled, properly trained and qualified personnel. Incorrect assembly or operation of the valve may have substantial impact on the entire system such as fluid leakage, reduction in system's function etc.

Before a valve is installed the pipeline must be clean from any mechanical impurities. The compatibility of critical parameters of the flow must be checked with the parameters of the valve. Stop globe valve can be mounted to a pipe-line in any position. The direction of flow should only comply with the arrow marked on the body. The valve should be operated strictly with its assign. In order to provide valve's reliability the following suggestions must be observed:

- medium flowing through the valve is supposed to be clean out of any mechanical impurities;
- the valve must be protected from any mechanical damages during its work;
- nominal parameters marked on the valve must be observed.