

CHECK VALVE TYPE 481

CHARACTERISTIC:

- Diameter - 15 -125 mm;
- Pressure - 250 bar;
- Temperature - up to 670°C;
- Medium - water, steam and other non-toxic, non aggressive liquid and gas media.

VERSIONS:

type / ends / body material / disc and disc ring / others

Example: 481 / --- / --- / --- / ---

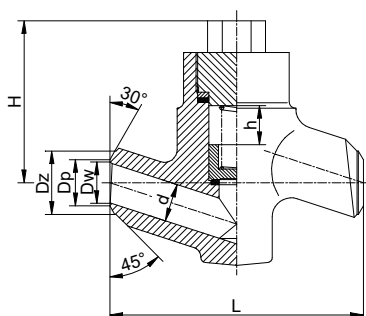
Example: 481 / K / U / --- / ---

Ends	Sign	Body material	Sign	Disc and disc ring	Sign	Others	Sign
Standard-butt weld ends	---	(P250GH) C 22.8	---	Standard	---	-----	---
Socket weld	SW	16Mo3	U	Stellite ring	L		
Flange by DIN or ANSI,	K	13CrMo4-5	A				
		11CrMo9-10	B				
		14MoV6-3	C				
		X10CrMoVNb9-1	E				

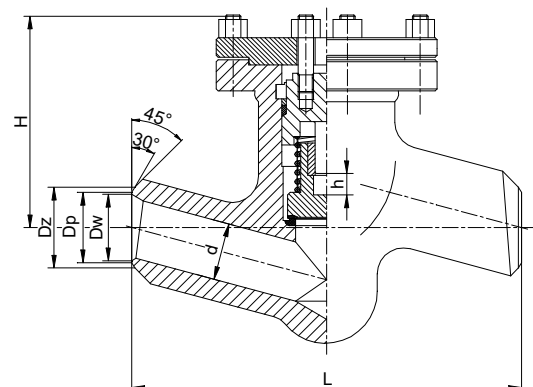
APPLICATION:

The check valve is designed to keep pipeline safe from returning the medium.

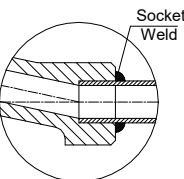
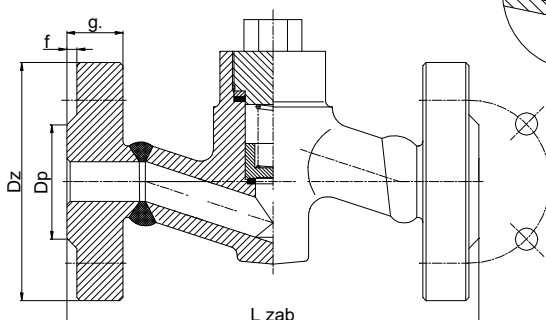
DN 15 ÷ 25



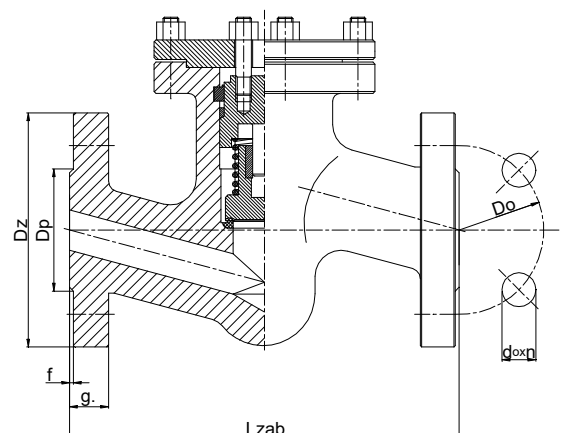
DN 32 ÷ 125



"K"



"K"



MATERIALS:

Versions	Standard	U	A	B	C	E
Parts	T _{MAX} 450°C	T _{MAX} 530°C	T _{MAX} 560°C	T _{MAX} 600°C	T _{MAX} 570°C	T _{MAX} 670°C
Body, bonnet	(P250GH) C22.8 (1.0460)	16Mo3 (1.5415)	13CrMo4-5 (1.7335)	11CrMo9-10 (1.7383)	14MoV6-3 (1.7715)	X10CrMoVNb9-1 (1.4903)
Seat ring	BT9 or G 18 8 Mn (1.4370) or Stellite					
Disc	X20Cr13 (1.4021) , P245GH (1.0352)					X10CrMoVNb9-1
Disc ring	G 18 8 Mn (1.4370) or Stellite					
Spring	51CrV4 (1.2241)					
Gasket	Grafite + austenite					
Bonnet DN > 32	P265GH (1.0425)					

Special materials on request; modifications reserved.

DIMENSIONS:

Standard – butt weld ends						H		h		Flanged - "K"									
DN	d	Dz	Dw	L	Weight	H	h	DN	Dz	Dp	Do	do	n	L _{zab}	g.	f	Weight		
15	14	22	16	160	4,00	100	15	15	130	45	90	18	4	230	26	2	8,70		
20	20	28	19,5	160	4,00	100	15	20	150	58	105	22	4	260	28	2	11,30		
25	24	35	26,5	160	4,00	100	15	25	150	68	105	22	4	260	28	2	13,30		
32	30	44	32,5	300	15,00	146	27	32	-	-	-	-	-	-	-	-	-		
40	38	50	38,5	300	15,00	146	27	40	185	88	135	26	4	300	34	3	30,20		
50	44	62	45	300	15,00	146	27	50	200	102	150	26	8	350	38	3	32,00		
65	62	77	59,5	340	26,50	145	30	65	230	122	180	26	8	400	42	3	57,80		
80	76	117	93	380	55,50	203	40	80	255	138	200	30	8	450	46	3	93,00		
100	92	144	116,5	430	71,00	240	55	100	300	162	235	33	8	520	54	3	138,50		
125	112	172	138,5	500	91,00	305	65	125	340	188	275	33	12	600	60	3	186,90		

Dimensions in mm; modifications reserved.

TECHNICAL DATA:

Body material	PN	Maximal working pressure at working temperature																	
		20°C	100°C	150°C	200°C	250°C	300°C	350°C	400°C	450°C	480°C	500°C	520°C	530°C	540°C	560°C	570°C	600°C	
(P250GH)C 22.8 (1.0460) 16Mo3 (1.5415) 13CrMo4-5 (1.7335) 14MoV6-3 (1.7715) 11CrMo9-10 (1.7383)		bar																	
	250	250,0	250,0	250,0	250,0	250,0	250,0	250,0	250,0	250,0	165,0	-	-	-	-	-	-	-	
	250	250,0	250,0	250,0	250,0	250,0	250,0	250,0	250,0	250,0	250,0	222,0	176,0	141,0	112,0	-	-	-	
	250	250,0	250,0	250,0	250,0	250,0	250,0	250,0	250,0	250,0	250,0	250,0	250,0	224,0	186,0	146,0	95,0	79,0	
	250	250,0	250,0	250,0	250,0	250,0	250,0	250,0	250,0	250,0	250,0	250,0	250,0	250,0	250,0	205,0	174,0	-	
X10CrMoVNb9-1 (1.4903)		bar																	
	250	250,0	250,0	250,0	250,0	250,0	250,0	250,0	250,0	250,0	224,0	198,0	174,0	155,0	134,0	117,0	100,0	86,0	

MOUNTING AND OPERATING:

The valve can only be mounted and operated by skilled, properly trained and qualified personnel. Incorrect assembly or operation of the valve may have substantial impact on the entire system such as fluid leakage, reduction in system's function etc.

Before a valve is installed the pipeline must be clean from any mechanical impurities. The compatibility of critical parameters of the flow must be checked with the parameters of the valve. Stop globe valve can be mounted to a pipe-line in any position. The direction of flow should only comply with the arrow marked on the body. The valve should be operated strictly with its assign. In order to provide valve's reliability the following suggestions must be observed:

- medium flowing through the valve is supposed to be clean out of any mechanical impurities;
- the valve must be protected from any mechanical damages during its work;
- nominal parameters marked on the valve must be observed.