



KLINGERSIL®

C-4500



KLINGERSIL® C-4500 - superior-performance gasket material designed especially for the chemical industry.

Combining carbon fibers and special heat-resistant additives with an NBR bonding, this superior-performance gasket material has been designed specifically for the chemical industry. Higher temperatures, alkaline media and superheated steam are typical application scenarios where operators also profit from its resistance against oils, gases, salt solutions, fuels, alcohols, moderate organic and inorganic acids, hydrocarbons, lubricants and refrigerants.



Basis composition: Carbon fibers and special heat resistant additives bonded with NBR.

Color: black

Certificates: BAM-tested, DIN-DVGW, DIN-DVGW W 270, Elastomer-Guideline, ÖVGW, DNV GL approval, TA-Luft (Clean air), Fire-Safe acc. to DIN EN ISO 10497

Sheet size: 2000 x 1500 mm

Thickness: 0.5mm, 1.0mm, 1.5mm, 2.0mm, 3.0mm

Tolerances:

Thickness according to DIN 28091-1

Length: +/- 50 mm

Width: +/- 50 mm



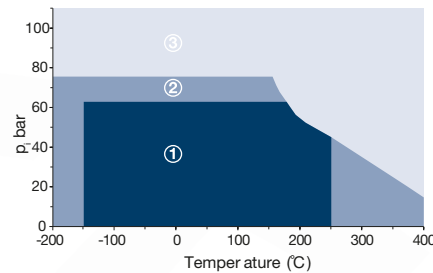
TECHNICAL DATA – Typical values for a thickness of 2.0 mm

Compressibility	ASTM F 36 J	%	11
Recovery	ASTM F 36 J	%	60
Stress relaxation DIN 52913	50 MPa, 16h/175°C	MPa	38
	50 MPa, 16h/300°C	MPa	30
Relaxamento de tensão BS 7531	40 MPa, 16h/300°C	MPa	30
KLINGER cold/hot compression 50 MPa	thickness decrease at 23°C	%	10
	thickness decrease at 300°C	%	15
Tightness	DIN 28090-2	mg/(s x m)	0.05
Specific leakrate	VDI 2440	mbar x l/(s x m)	4.94E-06
Thickness increase after fluid immersion ASTM F 146	oil IRM 903: 5 h/150°C	%	3
	fuel B: 5h/23°C	%	5
Density		g/cm³	1.6
Average surface resistance	ρO	Ω	8.0x10E04
Thermal conductivity	λ	W/mK	0.43
Classification acc. to BS 7531:2006	Grade AX		
ASME-Code sealing factors for gasket thickness 2.0 mm	tightness class 0.1 mg/s x m	MPa	y 20
			m 1.6

The area of the P-T diagram

- 1 – In area one, the gasket material is normally suitable subject to chemical compatibility.
 - 2 – In area two, the gasket material may be suitable but a technical evaluation is recommended.
 - 3 – In area three, do not install the gasket without a technical evaluation.
- Always refer to the chemical resistance of the gasket to the media.

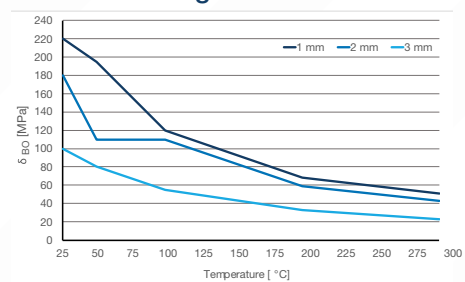
P-T diagram - thickness 2.0 mm



Maximum surface pressure in operating conditions of Sigma BO

This diagram shows the maximum surface pressure in MPa with which the sealing material may be loaded, depending on the operating temperature. The characteristic curves apply to the specified sealing thicknesses. In contrast to Q_{smax} according to EN 13555, the surface pressures specified here are based on a maximum permissible reduction in thickness.

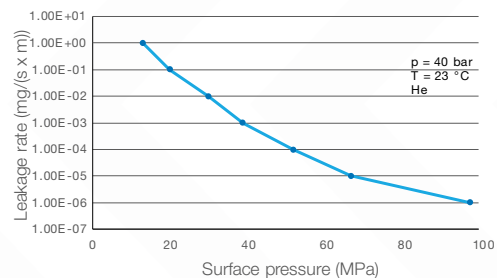
Sigma BO



The tightness performance graph

The graph shows the required stress at assembling to seal a certain tightness class. The determination of the graph is based on EN13555 test procedure which applies 40bar Helium at room temperature. The sloping curve indicates the ability of the gasket to increase tightness with raising gasket stress.

Tightness performance



Chemical resistance chart

Simplified overview of the chemical resistance depending on the most important groups of raw materials:

- A: small or no attack
- B: weak till moderate attack
- C: strong attack

Paraffinic hydrocarbon	Motor fuel	Aromates	Chlorinated hydrocarbon fluids	Motor oil	Mineral lubricants	Alchoho	Ketone	Ester	Water	Acid (diluted)	Base (diluted)
A	B	C	C	A	B	A	C	C	A	A	A

For more information on chemical resistance please visit www.klinger.pt

All information is based on years of experience in production and operation of sealing elements. However, in view of the wide possible installation and operating conditions one cannot draw final conclusions in all application cases regarding the behaviour in gasket joint. The data may not, therefore, be used to support any warranty claims. This edition cancels all previous issues. Subject to c notice.

